

Introduction

As part of the ATO’s work to strengthen data security, they require that businesses reporting their Single Touch Payroll data via a Sending Service Provider (such as OZEDI) notify the ATO of this arrangement. Providing the ATO with the Software ID (SSID) issued by OZEDI for your ABN using Access Manager is the way you notify the ATO.

This is the link to [Access Manager](#).

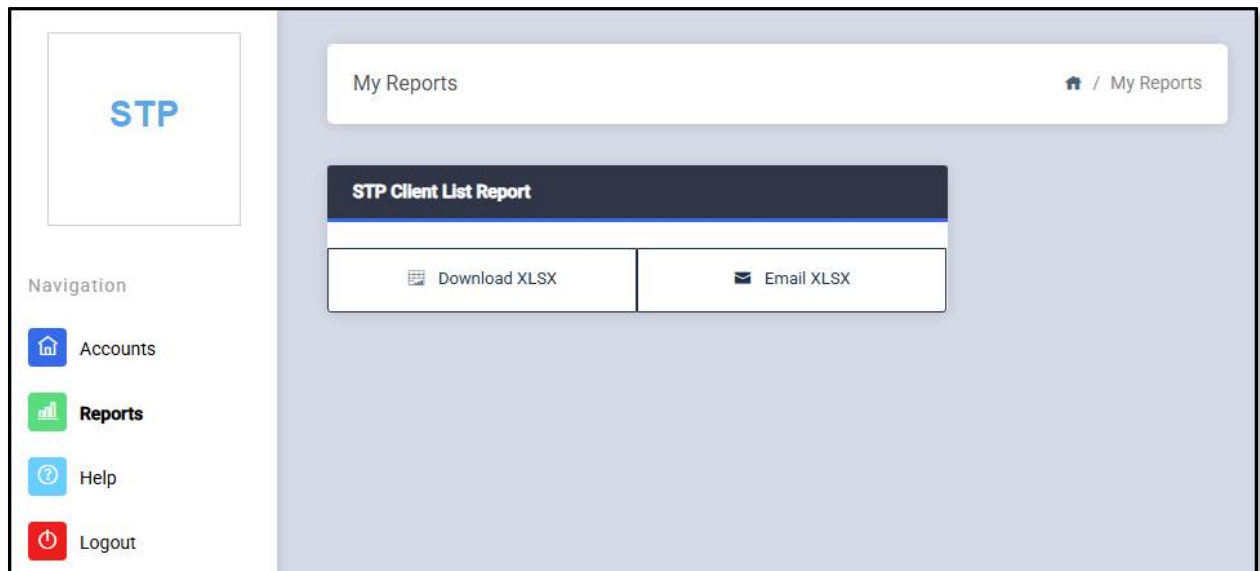
If you encounter difficulty using Access Manager, please contact the ATO. This can be done via the “Contact Us” and “Help” links from the Access Manager page.

Tip: You can notify the ATO by calling them on **1300 852 232**. Have your ABN(s), Software Provider name (Ozedi), and your SSID(s) ready. An authorised representative for your ABN must complete this one-off notification

Where to get your Software ID (SSID)

There are 2 paths to obtain your SSID, depending on how your Payroll Software Provider has integrated with OZEDI’s STP Service.

- 1) If your business pays OZEDI directly for the use of our STP Service and you have access to our [STP Account Dashboard](#), you can get your SSID in either of the 2 following ways:
 - Using the new Client List Report available under Reports



Notifying the ATO that OZEDI is your Service Provider

- Under MANAGE SERVICE – MANAGE CLIENTS – Edit Client.
The SSID is shown next to the ABN.

Client Details

ID	570
Client Name	Sunny Surf Supplies Pty Ltd
Client Id	75504744
Client UUID	dfb2ff94-5521-4b4e-9869-3c050af98750

Controls

Can Send Client Active Account Active

ABNs

ABN - 1	
Abn	16000023656
SSID	6783345332

(leave blank if you don't have a RAN or TAN, select RAN or TAN if you do.)

- 2) If your Payroll Software Provider has integrated OZEDI's STP Service into their Payroll Software and you don't have access to our STP Dashboard, please contact your Payroll Software Provider for your SSID(s).

Tip: An ABN doesn't have an SSID allocated for it. What should I do?

- The initial allocation of SSIDs was only to active ABNs that have "Last STP Message Sent" since 1st January 2026. These details can be seen on the new Client List report.
- If you have an ABN needs to have an SSID allocated, simply go into Edit Client, scroll to the bottom and click on "Update Client". SSIDs will be allocated to all ABNs on the Client.

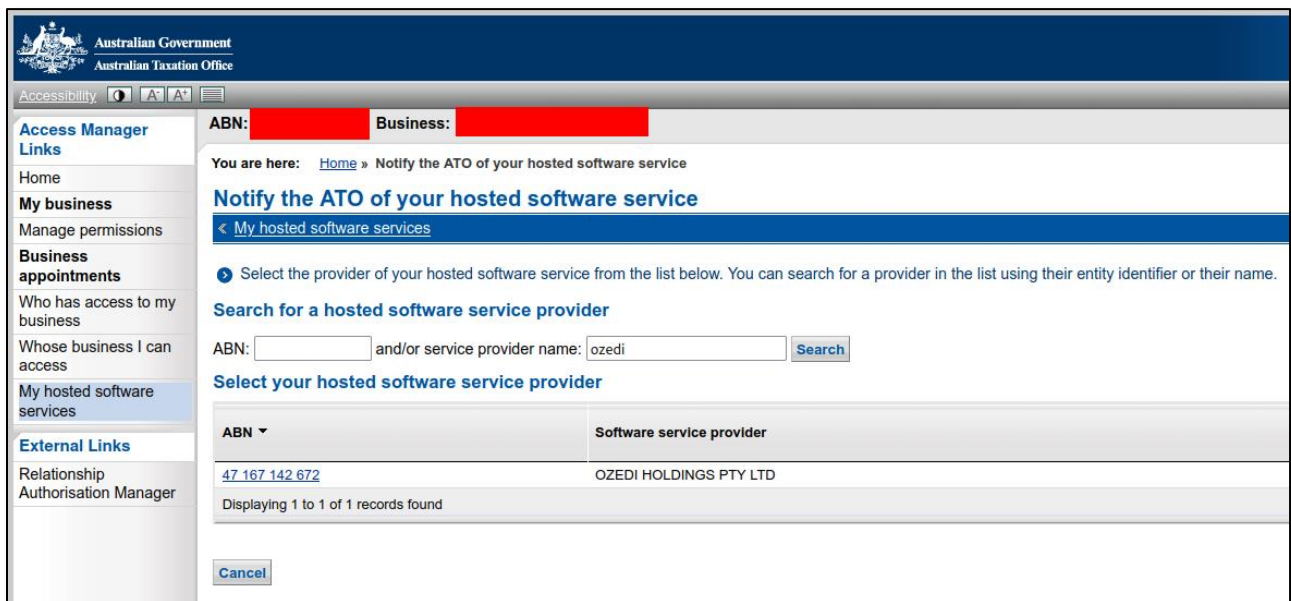
Notifying the ATO that OZEDI is your Service Provider

Steps for using Access Manager to Notify the ATO

Log into [Access Manager](#). You will need to be the principal authority or authorization administrator.

1. Select “My hosted software services” on the left of screen
2. Search for Ozedi by entering “Ozedi” in the “service provider name” box and press Search
3. When OZEDI HOLDINGS PTY LTD displays, click on the ABN
4. The screen to enter your SSID will display below

The screenshot below shows the screen in Access Manager where you notify the ATO of your Software Service Provider.



Australian Government
Australian Taxation Office

Accessibility

Access Manager Links

Home

My business

Manage permissions

Business appointments

Who has access to my business

Whose business I can access

My hosted software services

External Links

Relationship Authorisation Manager

ABN: [REDACTED] Business: [REDACTED]

You are here: [Home](#) » Notify the ATO of your hosted software service

Notify the ATO of your hosted software service

[< My hosted software services](#)

Select the provider of your hosted software service from the list below. You can search for a provider in the list using their entity identifier or their name.

Search for a hosted software service provider

ABN: and/or service provider name:

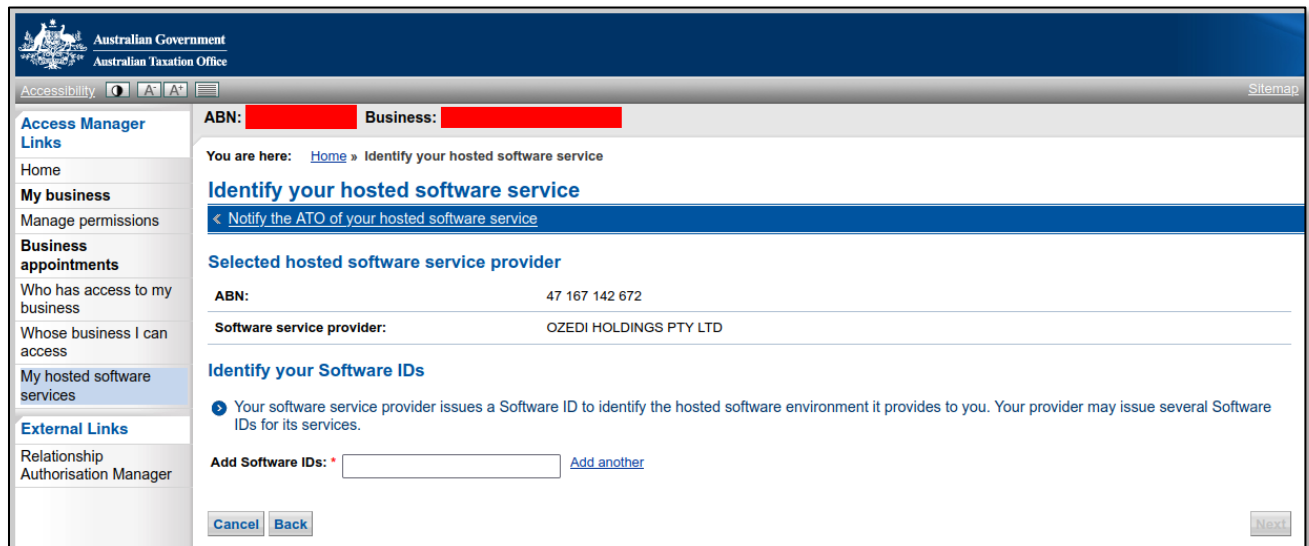
Select your hosted software service provider

ABN	Software service provider
47 167 142 672	OZEDI HOLDINGS PTY LTD

Displaying 1 to 1 of 1 records found

Notifying the ATO that OZEDI is your Service Provider

The screen to add your SSID will appear as follows:



The screenshot shows the ATO's Access Manager interface. The header includes the Australian Government and Australian Taxation Office logos. The main content area is titled "Identify your hosted software service" and includes a breadcrumb trail: "You are here: Home » Identify your hosted software service". Below this, there is a section for "Selected hosted software service provider" with the following details:

ABN:	47 167 142 672
Software service provider:	OZEDI HOLDINGS PTY LTD

Below the provider details, there is a section for "Identify your Software IDs" with a description: "Your software service provider issues a Software ID to identify the hosted software environment it provides to you. Your provider may issue several Software IDs for its services." There is a text input field for "Add Software IDs:" and a link for "Add another". At the bottom, there are "Cancel", "Back", and "Next" buttons.

5. Enter your SSID in the box provided – you have option to add additional SSIDs if needed
6. Press Next button on the bottom right
7. Press SAVE button when summary details are displayed
8. Return to HOME and on top right of screen next to your name, select “logout”

This is the link to the [ATO's instructions for using Access Manager to notify them of your Sending Service Provider](#).